


LAMP Utilities & Enabling Project (LULEP)

Data Received Through: October 31, 2018 - Data Source: City's Summary of Hiring Monthly Report


Prime Contractor: Meyers-Griffith

Subcontractor Name	Total Community Sponsorships	 HIRE LAX Graduates	Total Impact Workers	Total Local Workers	Total Workers	Local Hire % (Headcount)	
American Air Balance Co, Inc.	0	0	0	2	2	100.0%	=
Brundage Bone dba JLS Concrete Pumping	0	0	0	2	2	100.0%	=
ABC Liovin Drilling	0	0	0	3	4	75.0%	=
Pena Construction Services	0	0	0	5	7	71.4%	NEW
24 Hour Street Sweeping	0	0	1	7	10	70.0%	=
A1 Management and Inspection	0	0	1	2	3	66.7%	=
Anytime Dumping Inc	0	0	16	35	54	64.8%	=
Commercial Paving	0	0	0	6	10	60.0%	=
Defrancesca Group Inc DBA D T S Company	0	0	0	6	12	50.0%	=
J T Coatings	0	0	0	1	2	50.0%	=
Resource Environmental Inc	0	0	1	15	32	46.9%	↓
Myers and Sons-Griffith JV	0	0	10	37	81	45.7%	↑
Direct AV	0	0	2	5	11	45.5%	=
G W Civil Constructors, Inc.	0	0	0	4	9	44.4%	=
B.C. Traffic Specialist	0	0	0	3	7	42.9%	=
Wagner Engineering & Survey, Inc	0	0	0	6	14	42.9%	=
Corradini Corp	0	0	2	5	12	41.7%	=
Miranda Logistics Enterprise, Inc.	0	0	5	28	68	41.2%	↑
Alert Insulation	0	0	0	4	10	40.0%	=
Danny Jones Scaffold Co Inc.	0	0	1	2	5	40.0%	=
GGG Demolition	0	0	0	4	10	40.0%	=
Taft Electric Company	0	0	6	12	30	40.0%	=
Terra Pave, Inc.	0	0	1	4	10	40.0%	=
Izurieta Fence Company, Inc.	0	0	0	3	8	37.5%	=
The J.V. Land Clearing Company, Inc.	0	0	1	3	8	37.5%	=
Redhawk	0	0	3	6	17	35.3%	=
Comet Electric	0	0	1	18	53	34.0%	↓

LAMP Utilities & Enabling Project (LULEP)

Data Received Through: October 31, 2018 - Data Source: City's Summary of Hiring Monthly Report


Prime Contractor: Meyers-Griffith

Subcontractor Name	Total Community Sponsorships	 HIRE LAX Graduates	Total Impact Workers	Total Local Workers	Total Workers	Local Hire % (Headcount)	
Building Electronic Controls, Inc or BEC	0	0	0	2	6	33.3%	=
Cupertino Electric	0	0	1	5	15	33.3%	=
Fryman Management Inc	0	0	2	6	18	33.3%	=
Giroux Glass, Inc.	0	0	0	2	6	33.3%	=
Myers & Sons Construction LP	2	1	1	13	39	33.3%	=
Royal Electric Company	0	0	0	1	3	33.3%	=
Techniquex Inc.	0	0	0	2	6	33.3%	=
ISEC, Incorporated	0	0	2	11	34	32.4%	=
Ted W Page Enterprises Inc dba Concrete Coring	0	0	1	7	22	31.8%	↓
Griffith Company	2	1	10	51	161	31.7%	=
Matrix Environmental	0	0	0	5	16	31.3%	=
Twining, Inc	0	0	1	4	13	30.8%	=
Crown Fence	0	0	1	7	23	30.4%	↓
A N C C A Corporation DBA NU Enterprises	0	0	1	8	28	28.6%	=
Anderson Charnesky Structural Steel, Inc. (ACSS)	0	0	0	2	7	28.6%	=
Wilson & Hampton	0	0	1	2	7	28.6%	=
Psomas	0	0	0	3	11	27.3%	=
Meadows Mechanical	0	0	2	10	39	25.6%	=
AMPCO Landscape Inc DBA Earthscapes	0	0	0	2	8	25.0%	=
Nor-Cal Pipeline Services	0	0	1	5	20	25.0%	=
RMA Group	0	0	3	4	16	25.0%	=
So-Cal Insulation	0	0	1	1	4	25.0%	=
Versatile Coatings Inc.	0	0	0	3	12	25.0%	=
Ferreria Construction Co Inc	0	0	1	5	21	23.8%	↑
Blois Construction	0	0	1	8	34	23.5%	
Southcoast Acoustical Interiors (SAI)	0	0	0	4	19	21.1%	=
Centruy Sweeping	0	0	0	1	5	20.0%	=
Pacific Waterproofing & Restoration, Inc.	0	0	0	1	5	20.0%	=

LAMP Utilities & Enabling Project (LULEP)

Data Received Through: October 31, 2018 - Data Source: City's Summary of Hiring Monthly Report


Prime Contractor: Meyers-Griffith

Subcontractor Name	Total Community Sponsorships	 HIRE LAX Graduates	Total Impact Workers	Total Local Workers	Total Workers	Local Hire % (Headcount)	
Cosco Fire Protection	0	0	0	3	16	18.8%	↓
Sully Miller	0	0	0	6	32	18.8%	=
Sterndahl Enterprises	0	0	2	5	29	17.2%	=
Granstrom Masonry	0	0	0	1	6	16.7%	=
Mike Hixson Backhoe Service, Inc	0	0	0	1	6	16.7%	=
Pavement Coatings Co.	0	0	0	1	6	16.7%	=
Util-Locate	0	0	1	1	6	16.7%	=
DRS Rebar, Inc.	0	0	0	1	7	14.3%	=
H.D. Construction Equipment, Inc.	0	0	1	1	7	14.3%	=
R.J. Lalonde, Inc.	0	0	1	1	7	14.3%	=
All American Asphalt	0	0	0	6	48	12.5%	=
Badger Daylighting	0	0	1	3	28	10.7%	=
Bali Construction	0	0	0	1	12	8.3%	=
2 R Drilling, Inc.	0	0	0	0	8	0.0%	=
Asphalt Fabric and Engineering	0	0	0	0	3	0.0%	=
C Below	0	0	0	0	10	0.0%	=
C M Peich	0	0	0	0	5	0.0%	=
Calmex Engineering, Inc.	0	0	0	0	1	0.0%	=
ConnorP81 Inc	0	0	0	0	7	0.0%	=
Crane Rental Service, Inc.	0	0	0	0	9	0.0%	=
D J S General Contracting Inc.	0	0	0	0	5	0.0%	=
Deepscan Inc.	0	0	0	0	4	0.0%	=
Fine Grade Equipment	0	0	0	0	3	0.0%	=
G & F Concrete Cutting, Inc.	0	0	0	0	8	0.0%	=
Gregg Drilling & Testing, Inc.	0	0	0	0	5	0.0%	=
Hydraulic Cranes LLC	0	0	0	0	1	0.0%	=
JIM Painter Controls Inc DBA JPC, Inc.	0	0	0	0	1	0.0%	=
Newman Backhoe Service, Inc.	0	0	0	0	5	0.0%	NEW

LAMP Utilities & Enabling Project (LULEP)

Data Received Through: October 31, 2018 - Data Source: City's Summary of Hiring Monthly Report

Prime Contractor: Meyers-Griffith

Subcontractor Name	Total Community Sponsorships	 HIRE LAX Graduates	Total Impact Workers	Total Local Workers	Total Workers	Local Hire % (Headcount)	
P C I	0	0	0	0	8	0.0%	=
Pavement Recycling Systems, Inc.	0	0	0	0	8	0.0%	=
Skaggs Concrete Cutting Inc	0	0	0	0	1	0.0%	=
Telfer	0	0	0	0	6	0.0%	=
Torrent Resources Ca. Incorporated	0	0	0	0	6	0.0%	NEW
	4	2	87	434	1403	30.9%	↑

LAX PLA Article III, Section 6 Contractor Hiring Obligations - . . . to maximize the employment of qualified local persons residing within the area of the Project, with the goal that at least 30% of each contractor's employees hired under this Agreement shall be either residents of the cities immediately adjacent to LAX or of the City of Los Angeles ("local residents"). Contractors shall develop a hiring plan and maintain records of their compliance efforts.