


Terminal Cores and APM Interface

Data Received Through: August 31, 2020 - Data Source: City's Summary of Hiring Monthly Report


Prime Contractor: Austin Commercial

Subcontractor Name	Reported Community Sponsorships	 HIRE LAX Graduates	Total Impact Workers	Total Impact and Local Workers	Total Workers	Local Hire % (Headcount)
Commercial West Group Inc.	0	0	0	5	5	100.0%
Brundage - Bone Concrete Pumping	0	0	0	2	2	100.0%
Lawrence Rosine	0	0	0	2	2	100.0%
Direct AV	0	0	0	1	1	100.0%
Fryman Management	0	0	5	16	21	76.2%
24 Hours Sweeping	0	0	1	3	4	75.0%
TEC Management Consultants Inc.	0	0	9	16	22	72.7%
Alliance Construction	0	0	0	2	3	66.7%
Better Way Plumbing	0	0	0	2	3	66.7%
Limbach Company LP	0	0	1	3	5	60.0%
Birdi Constructors Inc	0	0	2	4	7	57.1%
So Cal Fence	0	0	1	2	4	50.0%
Borbon Incorporated	0	0	1	1	2	50.0%
Comet Electric	0	0	0	10	21	47.6%
Building Electronic Controls, Inc.	0	0	2	4	9	44.4%
Environmental Construction Group, Inc.	0	0	6	20	46	43.5%
Stefan Merli Plasterin Co Inc dba Merli Concrete	0	0	0	5	12	41.7%
Advance Fire Protection Co Inc	0	0	1	2	5	40.0%
Matrix Environmental, Inc.	0	0	3	30	78	38.5%
CMZ Excavation Inc	0	0	1	3	8	37.5%
Infinity Drywall Contracting Inc	4	4	8	38	103	36.9%
CSI Electrical Contractors, Inc	0	0	0	4	11	36.4%
Rebar Engineering, Inc	0	0	3	12	35	34.3%
CSA Constructors, Inc.	0	0	1	7	21	33.3%
KDC Inc DBA Dynaelectric	0	0	2	4	12	33.3%
Corradini Corp	0	0	0	3	9	33.3%

Terminal Cores and APM Interface


Data Received Through: August 31, 2020 - Data Source: City's Summary of Hiring Monthly Report

Prime Contractor: Austin Commercial

Subcontractor Name	Reported Community Sponsorships	 HIRE LAX Graduates	Total Impact Workers	Total Impact and Local Workers	Total Workers	Local Hire % (Headcount)
Ground Penetrating Radar Systems LLC	0	0	1	1	3	33.3%
ISEC, Inc.	0	0	0	7	22	31.8%
Martin Bros/Marcowall Inc	0	0	1	5	17	29.4%
J Colavin & Son Inc.	0	0	0	4	14	28.6%
Murray Plumbing & Heating Corp	0	0	1	3	11	27.3%
Traffic Management Inc	0	0	1	4	16	25.0%
Service Connected II Inc DBA SC Building Ma	0	0	0	2	8	25.0%
Control Air Conditioning Corporation	0	0	0	7	29	24.1%
G.O. Rodriguez Trucking, Inc	0	0	1	5	22	22.7%
Perez Construction Group, Inc.	0	0	1	7	32	21.9%
Rosendin Electric, Inc.	0	0	4	20	99	20.2%
Streamline Fire Protection, Inc.	0	0	1	2	10	20.0%
P S 1 3 G Inc dba Partition Specialties	0	0	0	1	5	20.0%
Elite Line Services Inc	0	0	1	3	16	18.8%
Xcel Mechanical Systems, Inc	0	0	0	2	11	18.2%
ConnorP81, Inc.	0	0	0	1	6	16.7%
Jones Sign Co, Inc.	0	0	1	1	6	16.7%
Brandsafway Services	0	0	0	2	13	15.4%
Aldridge Electric Inc dba Aldridge	0	0	1	1	7	14.3%
Western Industrial Contractors	0	0	0	1	7	14.3%
ARB, Inc.	0	0	2	5	41	12.2%
Condon-Johnson & Associates, Inc	0	0	0	2	20	10.0%
California Hi-Tech Floors, Inc	0	0	0	1	11	9.1%
Jordan Drywall Inc	0	0	0	1	11	9.1%
Jezowski & Markel Contractors, Inc	0	0	0	1	16	6.3%
Bragg Investment Co Inc DBA Bragg Crane	0	0	1	4	76	5.3%
Western Allied Corporation	0	0	0	0	18	0.0%
C Below, Inc.	0	0	0	0	11	0.0%

Terminal Cores and APM Interface

Data Received Through: August 31, 2020 - Data Source: City's Summary of Hiring Monthly Report
 Prime Contractor: Austin Commercial

Subcontractor Name	Reported Community Sponsorships	 HIRE LAX Graduates	Total Impact Workers	Total Impact and Local Workers	Total Workers	Local Hire % (Headcount)
Pacific Architectural Woodworking, Inc.	0	0	0	0	10	0.0%
Performance Contracting, Inc.	0	0	0	0	8	0.0%
Vertical Access Inc.	0	0	0	0	8	0.0%
Cosco Fire Protection, Inc.	0	0	0	0	7	0.0%
Elevators ETC	0	0	0	0	5	0.0%
Fusion Sign & Design, Inc.	0	0	0	0	4	0.0%
L N A Concrete Estructures Inc	0	0	0	0	4	0.0%
Mr Crane Inc	0	0	0	0	4	0.0%
F3 & Associates, Inc	0	0	0	0	2	0.0%
Site Solution Services	0	0	0	0	2	0.0%
Veterans Engineering Services Inc.	0	0	0	0	2	0.0%
Air Balance Co	0	0	0	0	1	0.0%
California Construction Labor Services	1	1	0	0	1	0.0%
Stumbaugh & Associates, Inc.	0	0	0	0	1	0.0%
	5	5	64	294	1068	27.5%

LAX PLA Article III, Section 6 Contractor Hiring Obligations - . . . to maximize the employment of qualified local persons residing within the area of the Project, with the goal that at least 30% of each contractor's employees hired under this Agreement shall be either residents of the cities immediately adjacent to LAX or of the City of Los Angeles ("local residents"). Contractors shall develop a hiring plan and maintain records of their compliance efforts.