


American Airlines T4-5

Data Received Through: November 30, 2020 - Data Source: Contractor's LCP Tracker Report


Prime Contractor: Hensel Phelps Construction Co.

| Subcontractor Name | Reported Community Sponsorships |  HIRE LAX Graduates | Total Impact Workers | Total Impact and Local Workers | Total Workers | Local Hire % (Headcount) |
|---|---------------------------------|--|----------------------|--------------------------------|---------------|--------------------------|
| LA Excavating | 0 | 0 | N/A | 1 | 1 | 100.0% |
| 24 Hour Sweeping | 0 | 0 | N/A | 2 | 2 | 100.0% |
| Bielski Specialty Services | 0 | 0 | N/A | 2 | 2 | 100.0% |
| TEC Management Consultants, Inc. | 0 | 0 | N/A | 8 | 11 | 72.7% |
| Final Cleaning Solutions | 0 | 0 | N/A | 26 | 37 | 70.3% |
| PHL, Inc dba VNSM | 0 | 0 | N/A | 3 | 5 | 60.0% |
| Rebar Engineering | 0 | 0 | N/A | 9 | 15 | 60.0% |
| Direct AV | 0 | 0 | N/A | 7 | 13 | 53.8% |
| Koppl Pipeline Services Inc | 0 | 0 | N/A | 1 | 2 | 50.0% |
| Power Plus | 0 | 0 | N/A | 1 | 2 | 50.0% |
| G.D. Heil, Inc | 0 | 0 | N/A | 2 | 4 | 50.0% |
| Coast Building Products | 0 | 0 | N/A | 3 | 6 | 50.0% |
| Comet Electric | 0 | 0 | N/A | 5 | 10 | 50.0% |
| Mega Fixture Installers, Inc. | 0 | 0 | N/A | 15 | 32 | 46.9% |
| Safe Scaffolding | 0 | 0 | N/A | 7 | 15 | 46.7% |
| Birdi & Associates Inc | 0 | 0 | N/A | 6 | 13 | 46.2% |
| Cosco Fire Protection | 0 | 0 | N/A | 11 | 24 | 45.8% |
| Top End Constructors DBA Top End Terrazo | 0 | 0 | N/A | 10 | 22 | 45.5% |
| KDC Inc DBA Dyna Electric | 0 | 0 | N/A | 9 | 20 | 45.0% |
| ISEC, Inc. | 0 | 0 | N/A | 22 | 49 | 44.9% |
| The Rosalie Ellen Co DBA Subsurface Imaging | 0 | 0 | N/A | 3 | 7 | 42.9% |
| Morrow-Meadows Corporation | 0 | 0 | N/A | 36 | 84 | 42.9% |
| Pan Pacific Mechanical LLC | 0 | 0 | N/A | 9 | 22 | 40.9% |
| Ground Penetrating Radar Systems LLC | 0 | 0 | N/A | 2 | 5 | 40.0% |

American Airlines T4-5

Data Received Through: November 30, 2020 - Data Source: Contractor's LCP Tracker Report


Prime Contractor: Hensel Phelps Construction Co.

| Subcontractor Name | Reported Community Sponsorships |  HIRE LAX Graduates | Total Impact Workers | Total Impact and Local Workers | Total Workers | Local Hire % (Headcount) |
|--|---------------------------------------|--|-------------------------|--------------------------------------|------------------|-----------------------------|
| Building Electronic Controls, Inc. | 0 | 0 | N/A | 6 | 15 | 40.0% |
| Infinity Drywall Contracting Inc | 1 | 1 | N/A | 36 | 92 | 39.1% |
| Concrete Coring Company | 0 | 0 | N/A | 5 | 13 | 38.5% |
| CSI Electrical Contractors, Inc. | 0 | 0 | N/A | 6 | 16 | 37.5% |
| Masonry Concepts, Inc. | 0 | 0 | N/A | 4 | 11 | 36.4% |
| Hensel Phelps Construction-AA | 0 | 0 | N/A | 27 | 77 | 35.1% |
| Cupertino Electric, Inc. | 0 | 0 | N/A | 23 | 66 | 34.8% |
| Condon Jonson & Associates | 0 | 0 | N/A | 18 | 53 | 34.0% |
| Assa Abloy Entrance Systems US Inc | 0 | 0 | N/A | 1 | 3 | 33.3% |
| Paulhus Milwork Installation | 0 | 0 | N/A | 2 | 6 | 33.3% |
| Badger Daylighting Corp | 0 | 0 | N/A | 3 | 9 | 33.3% |
| Johnson & Turner Painting Co, Inc. | 0 | 0 | N/A | 5 | 15 | 33.3% |
| Matrix Environmental | 0 | 0 | N/A | 24 | 72 | 33.3% |
| Performance Contracting, Inc. | 0 | 0 | N/A | 55 | 166 | 33.1% |
| Washington Iron Works | 0 | 0 | N/A | 14 | 44 | 31.8% |
| Environmental Construction Group (ECG) | 0 | 0 | N/A | 24 | 78 | 30.8% |
| Southern California Grading, Inc. | 0 | 0 | N/A | 7 | 23 | 30.4% |
| Best Contracting Services | 0 | 0 | N/A | 8 | 27 | 29.6% |
| Psomas | 0 | 0 | N/A | 2 | 7 | 28.6% |
| Premier Tile & Marble | 0 | 0 | N/A | 11 | 39 | 28.2% |
| Murray Company | 0 | 0 | N/A | 19 | 69 | 27.5% |
| SASCO | 0 | 0 | N/A | 10 | 37 | 27.0% |
| Signature Flooring, Inc. | 0 | 0 | N/A | 8 | 31 | 25.8% |
| Siemens Industry, Inc. | 0 | 0 | N/A | 1 | 4 | 25.0% |
| Direct AV | 0 | 0 | N/A | 2 | 8 | 25.0% |

American Airlines T4-5

Data Received Through: November 30, 2020 - Data Source: Contractor's LCP Tracker Report


Prime Contractor: Hensel Phelps Construction Co.

| Subcontractor Name | | Reported Community Sponsorships |  HIRE LAX Graduates | Total Impact Workers | Total Impact and Local Workers | Total Workers | Local Hire % (Headcount) |
|---|-----|---------------------------------------|--|-------------------------|--------------------------------------|------------------|-----------------------------|
| Sterndahl Enterprises | | 0 | 0 | N/A | 7 | 28 | 25.0% |
| Martinez Steel Corp | | 0 | 0 | N/A | 4 | 17 | 23.5% |
| Corradini Corp | | 0 | 0 | N/A | 4 | 18 | 22.2% |
| Otis Elevator | | 0 | 0 | N/A | 6 | 28 | 21.4% |
| Angelus Waterproofing & Restoration, Inc | | 0 | 0 | N/A | 1 | 5 | 20.0% |
| Brymax Construction Services | | 0 | 0 | N/A | 1 | 5 | 20.0% |
| Derr and Isbell Construction LLC | NEW | 0 | 0 | N/A | 4 | 20 | 20.0% |
| Ethos Energy Field Services LLC | | 2 | 2 | N/A | 10 | 51 | 19.6% |
| Xcel Mechanical System, Inc. | | 0 | 0 | N/A | 3 | 16 | 18.8% |
| Gonsalves & Santucci Inc DBA Conco Pumping | | 0 | 0 | N/A | 2 | 11 | 18.2% |
| Harwood Construction, Inc. | | 0 | 0 | N/A | 1 | 6 | 16.7% |
| Connor Concrete Cutting and Coring | | 0 | 0 | N/A | 3 | 18 | 16.7% |
| Critchfield Mechanical Inc of Southern CA | | 0 | 0 | N/A | 10 | 65 | 15.4% |
| Architectural Glass & Aluminum | | 0 | 0 | N/A | 1 | 7 | 14.3% |
| Traffic Management Inc. | | 0 | 0 | N/A | 1 | 7 | 14.3% |
| Commercial Scaffolding of CA Inc. | | 0 | 0 | N/A | 1 | 8 | 12.5% |
| Hill Crane Service, Inc. | | 0 | 0 | N/A | 1 | 18 | 5.6% |
| Mr. Crane, Inc | | 0 | 0 | N/A | 1 | 26 | 3.8% |
| Fastrack Rentals Inc. | | 0 | 0 | N/A | 0 | 1 | 0.0% |
| Vernes Plumbing Inc. | | 0 | 0 | N/A | 0 | 1 | 0.0% |
| C Below | | 0 | 0 | N/A | 0 | 2 | 0.0% |
| GMAT Inc DBA Inland Overhead Door Company | | 0 | 0 | N/A | 0 | 2 | 0.0% |
| Halco Service Corp dba Halco Testing Services | | 0 | 0 | N/A | 0 | 2 | 0.0% |
| Keenan Doors | | 0 | 0 | N/A | 0 | 2 | 0.0% |
| The Door Crew Inc | | 0 | 0 | N/A | 0 | 2 | 0.0% |

American Airlines T4-5

Data Received Through: November 30, 2020 - Data Source: Contractor's LCP Tracker Report

Prime Contractor: Hensel Phelps Construction Co.

| Subcontractor Name | | Reported Community Sponsorships |  HIRE LAX Graduates | Total Impact Workers | Total Impact and Local Workers | Total Workers | Local Hire % (Headcount) |
|------------------------------------|-----|---------------------------------------|--|-------------------------|--------------------------------------|------------------|-----------------------------|
| Air Balance Co, Inc. | | 0 | 0 | N/A | 0 | 3 | 0.0% |
| Karcher Interior Systems, Inc | | 0 | 0 | N/A | 0 | 3 | 0.0% |
| Skycon, Inc. | | 0 | 0 | N/A | 0 | 4 | 0.0% |
| Commercial Scaffolding of CA | | 0 | 0 | N/A | 0 | 5 | 0.0% |
| JLM Installations Inc. | | 0 | 0 | N/A | 0 | 5 | 0.0% |
| Matt Chlor Inc | | 0 | 0 | N/A | 0 | 5 | 0.0% |
| Architectural Design & Signs, Inc. | | 0 | 0 | N/A | 0 | 6 | 0.0% |
| DSM Construction Inc. | | 0 | 0 | N/A | 0 | 6 | 0.0% |
| Miller Paneling Specialties | | 0 | 0 | N/A | 0 | 6 | 0.0% |
| Vertical Access, Inc. (ECG) | | 0 | 0 | N/A | 0 | 10 | 0.0% |
| Rouch Rebar, Inc. | NEW | 0 | 0 | N/A | 0 | 11 | 0.0% |
| | | 3 | 3 | | 582 | 1814 | 32.1% |

LAX PLA Article III, Section 6 Contractor Hiring Obligations - . . . to maximize the employment of qualified local persons residing within the area of the Project, with the goal that at least 30% of each contractor's employees hired under this Agreement shall be either residents of the cities immediately adjacent to LAX or of the City of Los Angeles ("local residents"). Contractors shall develop a hiring plan and maintain records of their compliance efforts.