


LAMP ConRAC

Data Received Through: November 30, 2020 - Data Source: Contractor's LCP Tracker Report


Prime Contractor: PCL

Subcontractor Name	Reported Community Sponsorships	 HIRE LAX Graduates	Total Impact Workers	Total Impact and Local Workers	Total Workers	Local Hire % (Headcount)
IRBF Trucking, LLC	0	0	1	1	1	100.0%
Fryman Management Inc	0	0	1	6	7	85.7%
J.E Snyder Electric, Inc	0	0	3	4	5	80.0%
PCL Construction Services Inc	3	1	4	22	29	75.9%
Max Out Inc	0	0	2	6	8	75.0%
J N A Builders Inc.	0	0	5	15	26	57.7%
Pan-Pacific Mechanical LLC	1	0	0	11	20	55.0%
Eberhard / Eberhard Energy Systems	0	0	2	14	27	51.9%
Barbold Services LLC	0	0	0	1	2	50.0%
Geo Design, Inc.	0	0	1	1	2	50.0%
Kehoe Testing & Engineering	0	0	0	1	2	50.0%
Power Plus	0	0	1	1	2	50.0%
Savala Equipment Company	0	0	0	1	2	50.0%
Geotechnical Professionals Inc	0	0	2	3	6	50.0%
Badger Daylighting Corp	0	0	0	5	10	50.0%
Direct A/V	0	0	1	5	10	50.0%
Crown Fence	2	0	0	13	27	48.1%
Mike Zarp	1	0	2	12	25	48.0%
Gaul & Gaul Inc dba Craftsman Concrete Cutting	0	0	0	5	11	45.5%
Frank S Smith Masonry Inc	NEW	0	1	8	18	44.4%
Dinamic Mod Construction Inc	0	0	0	3	7	42.9%
Mayers & Associates Civil Engineering Inc.	1	1	2	3	7	42.9%
Southern California Grading	3	0	8	33	77	42.9%
Environmental Construction Group	1	0	2	13	31	41.9%
CMC Rebar West	5	0	4	20	49	40.8%
R.J. & J. Construction, Inc.	0	0	4	11	27	40.7%
JLS Concrete Pumping	0	0	0	2	5	40.0%

LAMP ConRAC

Data Received Through: November 30, 2020 - Data Source: Contractor's LCP Tracker Report


Prime Contractor: PCL

Subcontractor Name	Reported Community Sponsorships	 HIRE LAX Graduates	Total Impact Workers	Total Impact and Local Workers	Total Workers	Local Hire % (Headcount)
Makai Solutions	0	0	0	2	5	40.0%
PG Cutting Services	1	0	0	2	5	40.0%
Streamline Integration	0	0	0	2	5	40.0%
Sharma General Engineering Contractors, Inc.	0	0	4	13	33	39.4%
Cosco Fire Protection	3	0	2	9	23	39.1%
Southland Industries	6	1	2	12	31	38.7%
Morrow Meadows Corporation	5	0	14	55	144	38.2%
Alameda Construction Services Inc	NEW	0	0	3	8	37.5%
Blois Construction, Inc	2	0	4	12	33	36.4%
Masonry Concepts, Inc.	1	0	3	19	53	35.8%
Citadel Environmental Services	0	0	0	1	3	33.3%
The JV Land Clearing Co Inc	0	0	0	4	12	33.3%
Western Paving Contractors	0	0	1	5	15	33.3%
Morley Construction Company	22	2	39	165	538	30.7%
N.M.N. Construction	0	0	1	19	63	30.2%
CMZ Excavation Inc	3	0	1	6	20	30.0%
Prieto Construction Company, Inc	0	0	0	2	7	28.6%
Traxx Construction Inc	0	0	0	8	29	27.6%
Rosendin Electric, Inc	0	0	2	6	22	27.3%
Largo Concrete, Inc.	5	0	10	46	181	25.4%
Cascade Drilling	0	0	0	1	4	25.0%
Connor Concrete Cutting and Coring	0	0	0	1	4	25.0%
Bryton Engineering and Grading, Inc. dba Premiere Engineering Grading Contractors	0	0	0	4	16	25.0%
Merli Concrete Pumping	0	0	0	4	16	25.0%
Legacy Reinforcing Steel LLC	15	3	11	54	223	24.2%
Smith Emery Company	0	0	2	6	25	24.0%
Murray Company	0	0	0	3	13	23.1%
Griffith Company	0	0	1	2	10	20.0%

LAMP ConRAC

Data Received Through: November 30, 2020 - Data Source: Contractor's LCP Tracker Report


Prime Contractor: PCL

Subcontractor Name		Reported Community Sponsorships	 HIRE LAX Graduates	Total Impact Workers	Total Impact and Local Workers	Total Workers	Local Hire % (Headcount)
Crane Rental Services		0	0	0	2	14	14.3%
Gonsalves & Santucci dba Conco Pumping		0	0	1	1	8	12.5%
Bali Constructon, Inc.		0	0	1	2	18	11.1%
Maxim Crane Works		0	0	1	5	46	10.9%
Vertical Access, Inc.		0	0	0	1	10	10.0%
CSI Electrical Contractors, Inc.		0	0	1	1	11	9.1%
California Testing & Inspection, Ic.		0	0	0	0	1	0.0%
Catrac Construction Inc		0	0	0	0	1	0.0%
CGRS, Inc		0	0	0	0	1	0.0%
Expansion Specialties, Inc.		0	0	0	0	1	0.0%
Fastrack Rentals Inc		0	0	0	0	1	0.0%
Fragoza & Sons Trucking, Inc		0	0	0	0	1	0.0%
Gammage & Sons Enterprises, Inc		0	0	0	0	1	0.0%
Lozano & Sons Water Trucks		0	0	0	0	1	0.0%
Mr. Crane, Inc.	NEW	0	0	0	0	1	0.0%
Newman Backhoe Service Inc		0	0	0	0	1	0.0%
Nold's Equipment		0	0	0	0	1	0.0%
Pavement Recycling Systems		0	0	0	0	1	0.0%
Polaris Electric Co, Inc.	NEW	0	0	0	0	1	0.0%
R.J Lalonde, Inc.	NEW	0	0	0	0	1	0.0%
Terry Rhodes Backhoe Service, Inc		0	0	0	0	1	0.0%
Automated Gate Services, Inc		0	0	0	0	2	0.0%
United Rigger & Erectors		0	0	0	0	2	0.0%
Cal Empire Engineering Inc.		0	0	0	0	3	0.0%
Cutting Edge Concrete Cutting		0	0	0	0	3	0.0%
Garrett Construction		0	0	0	0	3	0.0%
Lukkes Striping Inc		0	0	0	0	3	0.0%
Penhall Company		0	0	0	0	3	0.0%

LAMP ConRAC

Data Received Through: November 30, 2020 - Data Source: Contractor's LCP Tracker Report

Prime Contractor: PCL

Subcontractor Name		Reported Community Sponsorships	 HIRE LAX Graduates	Total Impact Workers	Total Impact and Local Workers	Total Workers	Local Hire % (Headcount)
Vance Corporation		0	0	0	0	3	0.0%
2R Drilling, Inc.		0	0	0	0	4	0.0%
David L Addison Inc dba Addison Equipment Rental		0	0	0	0	4	0.0%
GECTWO Inc		0	0	0	0	4	0.0%
VFC		0	0	0	0	4	0.0%
Genesis One Group	NEW	0	0	0	0	5	0.0%
RMA Group		0	0	0	0	5	0.0%
Torrent Resources		0	0	0	0	5	0.0%
W.A. Rasic Construction Inc.	NEW	0	0	0	0	8	0.0%
Coast Surveying, Inc.		0	0	0	0	11	0.0%
		80	8	147	698	2178	32.0%

LAX PLA Article III, Section 6 Contractor Hiring Obligations - . . . to maximize the employment of qualified local persons residing within the area of the Project, with the goal that at least 30% of each contractor's employees hired under this Agreement shall be either residents of the cities immediately adjacent to LAX or of the City of Los Angeles ("local residents"). Contractors shall develop a hiring plan and maintain records of their compliance efforts.