


Intermodal Transportation Facility West

Data Received Through: October 31, 2020 - Data Source: Contractor's LCP Tracker Report


Prime Contractor: Swinerton

Subcontractor Name	Reported Community Sponsorships	 HIRE LAX Graduates	Total Impact Workers	Total Impact and Local Workers	Total Workers	Local Hire % (Headcount)
CA Signs	0	0	0	2	2	100.0%
West Coast Fire Stopping Inc	0	0	1	1	1	100.0%
Hammer Down Transportation	0	0	4	10	11	90.9%
Polaris Electric Co, Inc.	0	0	3	4	5	80.0%
TEC Management Consultants Inc	0	0	6	10	13	76.9%
Bonas Company	0	0	0	2	3	66.7%
Dinamic Modular Construction	0	0	0	2	3	66.7%
Wagner Engineering & Survey Inc	0	0	0	5	8	62.5%
Fryman Management Inc.	0	0	1	3	5	60.0%
24 Hour Sweeping, Inc	0	0	1	4	7	57.1%
Sterndahl Enterprises	0	0	1	5	9	55.6%
City Commercial Plumbing	0	0	1	13	26	50.0%
Birdi Inc dba Birdi & Associates, Inc.	0	0	2	5	10	50.0%
Hubcity Trucking LLC	0	0	0	5	10	50.0%
Barbold Services LLC	0	0	0	1	2	50.0%
Direct AV	NEW	0	0	1	2	50.0%
Kehoe Testing & Engineering, Inc.	0	0	0	1	2	50.0%
Building Electronic Controls, Inc.	0	0	2	5	11	45.5%
Southern California Grading Inc	0	0	4	19	42	45.2%
Pierre Landscape, Inc	0	0	1	10	23	43.5%
Patriot Environmental Services	0	0	1	6	14	42.9%
Borbon, Inc	0	0	1	13	31	41.9%
Crown Fence	0	0	0	13	31	41.9%
Environmental Construction Group, Inc.	0	0	5	30	74	40.5%
Citadel EHS	0	0	0	2	5	40.0%
JMH Engineering and Construction	0	0	3	11	29	37.9%

Intermodal Transportation Facility West

Data Received Through: October 31, 2020 - Data Source: Contractor's LCP Tracker Report


Prime Contractor: Swinerton

Subcontractor Name		Reported Community Sponsorships	 HIRE LAX Graduates	Total Impact Workers	Total Impact and Local Workers	Total Workers	Local Hire % (Headcount)
R.J. & J Construction Inc		0	0	5	12	32	37.5%
Interior Resources Inc dba Coomercial Interior Resources		0	0	0	3	8	37.5%
CMZ Excavation Inc		0	0	1	4	11	36.4%
T&M Construction		0	0	1	5	14	35.7%
Morrow Meadows Corporation		0	0	8	50	147	34.0%
Taft Electric Company		0	0	5	23	68	33.8%
Excel Paving Company		0	0	0	9	27	33.3%
Psomas		0	0	0	4	12	33.3%
Schindler Elevator Corporation		0	0	0	2	6	33.3%
ABC Resources, Inc.	NEW	0	0	0	1	3	33.3%
Eberhard	NEW	0	0	0	1	3	33.3%
Geotechnical Professionals Inc.		0	0	1	1	3	33.3%
Hixson Backhoe Services, Inc.		0	0	0	1	3	33.3%
Bali Construction		0	0	3	25	80	31.3%
Best Contracting Services, Inc.		0	0	0	4	13	30.8%
Shambaugh & Son, LP		0	0	0	4	13	30.8%
Penhall Company		0	0	1	3	10	30.0%
RMA Group		0	0	1	3	10	30.0%
Mike Zarp, Inc.		0	0	3	10	34	29.4%
Pacific Steel Group		0	0	12	93	322	28.9%
Sign Industries, Inc.		0	0	0	2	7	28.6%
Swinerton Builders		7	7	23	103	375	27.5%
Danny Letner Inc dba Letner Roofing Company		0	0	0	1	4	25.0%
Woods Commercial Door, Inc.		0	0	1	1	4	25.0%
Frank S Smith Masonry		0	0	3	22	91	24.2%
The JV Land Clearing		0	0	0	3	13	23.1%
Connor Concrete Cutting & Coring		0	0	1	2	9	22.2%
Moran Consulting Corporation		0	0	0	2	9	22.2%

Intermodal Transportation Facility West

Data Received Through: October 31, 2020 - Data Source: Contractor's LCP Tracker Report


Prime Contractor: Swinerton

Subcontractor Name	Reported Community Sponsorships	 HIRE LAX Graduates	Total Impact Workers	Total Impact and Local Workers	Total Workers	Local Hire % (Headcount)
All American Asphalt	0	0	1	4	19	21.1%
Murray Company	0	0	1	15	73	20.5%
Thermalair, Inc.	0	0	0	2	10	20.0%
Traffic Management, Inc.	0	0	0	4	21	19.0%
Vertical Access, Inc	0	0	0	1	6	16.7%
Gonsalves & Santucci Inc dba Conco Pumping	0	0	1	4	28	14.3%
Marne Construction, Inc.	0	0	0	10	78	12.8%
Reliable Construction Services, LLC	0	0	0	1	8	12.5%
Maxim Crane Works	0	0	0	2	18	11.1%
Pavement Recycling Systems, Inc	0	0	0	1	9	11.1%
Cowelco	0	0	2	3	29	10.3%
C Below Inc	0	0	1	1	29	3.4%
PCI	0	0	0	0	23	0.0%
Torrent Resources	0	0	0	0	10	0.0%
JLM Installation, Inc	0	0	0	0	4	0.0%
Harpers Backhoe Service Inc	0	0	0	0	3	0.0%
Matt Chlor Inc	0	0	0	0	3	0.0%
N.M.N. Construction, Inc.	0	0	0	0	3	0.0%
Terra Pave	NEW	0	0	0	3	0.0%
2R Drilling, Inc.	0	0	0	0	2	0.0%
Accurate Line Locating, Inc.	0	0	0	0	2	0.0%
Advanced Trucking Services, Inc.	0	0	0	0	2	0.0%
Koppl Pipeline Services	0	0	0	0	2	0.0%
Lonestar West Services LLC	0	0	0	0	2	0.0%
Savala Equipment CO	0	0	0	0	2	0.0%
Cardno, Inc.	0	0	0	0	1	0.0%
Century Sweeping	0	0	0	0	1	0.0%
D&D Laser Screed	0	0	0	0	1	0.0%

Intermodal Transportation Facility West

Data Received Through: October 31, 2020 - Data Source: Contractor's LCP Tracker Report

Prime Contractor: Swinerton

Subcontractor Name	Reported Community Sponsorships	 HIRE LAX Graduates	Total Impact Workers	Total Impact and Local Workers	Total Workers	Local Hire % (Headcount)
LA Excavating Inc dba Alward Equipment Rental	0	0	0	0	1	0.0%
Martin Bros./Marcowall, Inc.	0	0	0	0	1	0.0%
Miller Equipment Co	0	0	0	0	1	0.0%
Moran Manhole Builders Inc.	0	0	0	0	1	0.0%
Nor Cal Pipeline	0	0	0	0	1	0.0%
P & E Insulation Inc	0	0	0	0	1	0.0%
	7	7	112	625	2108	29.6%

LAX PLA Article III, Section 6 Contractor Hiring Obligations - . . . to maximize the employment of qualified local persons residing within the area of the Project, with the goal that at least 30% of each contractor's employees hired under this Agreement shall be either residents of the cities immediately adjacent to LAX or of the City of Los Angeles ("local residents"). Contractors shall develop a hiring plan and maintain records of their compliance efforts.