


## Intermodal Transportation Facility West

Data Received Through: September 30, 2020 - Data Source: Contractor's LCP Tracker Report


Prime Contractor: Swinerton

Subcontractor Name	Reported Community Sponsorships	 HIRE LAX Graduates	Total Impact Workers	Total Impact and Local Workers	Total Workers	Local Hire % (Headcount)
West Coast Fire Stopping Inc	0	0	1	1	1	100.0%
CA Signs	0	0	0	2	2	100.0%
Hammer Down Transportation	0	0	4	10	11	90.9%
Polaris Electric Co, Inc.	0	0	3	4	5	80.0%
TEC Management Consultants Inc	0	0	6	10	13	76.9%
Bonas Company	0	0	0	2	3	66.7%
Dinamic Modular Construction	0	0	0	2	3	66.7%
Building Electronic Controls, Inc.	NEW	0	1	4	6	66.7%
Wagner Engineering & Survey Inc	0	0	0	5	8	62.5%
Fryman Management Inc.	0	0	1	3	5	60.0%
24 Hour Sweeping, Inc	0	0	1	4	7	57.1%
Sterndahl Enterprises	0	0	1	5	9	55.6%
Barbold Services LLC	0	0	0	1	2	50.0%
Kehoe Testing & Engineering, Inc.	0	0	0	1	2	50.0%
Woods Commercial Door, Inc.	0	0	1	1	2	50.0%
Birdi Inc dba Birdi & Associates, Inc.	0	0	2	5	10	50.0%
Hubcity Trucking LLC	0	0	0	5	10	50.0%
City Commercial Plumbing	0	0	1	13	26	50.0%
Borbon, Inc	0	0	0	7	16	43.8%
Pierre Landscape, Inc	0	0	1	10	23	43.5%
Patriot Environmental Services	0	0	1	6	14	42.9%
Crown Fence	0	0	0	13	31	41.9%
Southern California Grading Inc	0	0	2	16	39	41.0%
Environmental Construction Group, Inc.	0	0	5	30	74	40.5%
Citadel EHS	0	0	0	2	5	40.0%
Interior Resources Inc dba Coomercial Interior Resources	NEW	0	0	2	5	40.0%

# Intermodal Transportation Facility West

Data Received Through: September 30, 2020 - Data Source: Contractor's LCP Tracker Report


Prime Contractor: Swinerton

Subcontractor Name	Reported Community Sponsorships	 HIRE LAX Graduates	Total Impact Workers	Total Impact and Local Workers	Total Workers	Local Hire % (Headcount)
JMH Engineering and Construction	0	0	3	11	29	37.9%
R.J. & J Construction Inc	0	0	5	12	32	37.5%
CMZ Excavation Inc	0	0	1	4	11	36.4%
T&M Construction	0	0	1	5	14	35.7%
Mike Zarp, Inc.	0	0	3	10	29	34.5%
Taft Electric Company	0	0	5	23	68	33.8%
Morrow Meadows Corporation	0	0	8	48	143	33.6%
Geotechnical Professionals Inc.	0	0	1	1	3	33.3%
Hixson Backhoe Services, Inc.	0	0	0	1	3	33.3%
Schindler Elevator Corporation	NEW	0	0	2	6	33.3%
RMA Group	0	0	1	3	9	33.3%
Psomas	0	0	0	4	12	33.3%
Shambaugh & Son, LP	0	0	0	4	12	33.3%
Excel Paving Company	0	0	0	9	27	33.3%
Penhall Company	0	0	1	3	10	30.0%
Pacific Steel Group	0	0	12	92	314	29.3%
Sign Industries, Inc.	0	0	0	2	7	28.6%
Best Contracting Services, Inc.	0	0	0	3	11	27.3%
Bali Construction	0	0	2	20	75	26.7%
Swinerton Builders	7	7	21	90	353	25.5%
Danny Letner Inc dba Letner Roofing Company	0	0	0	1	4	25.0%
Vertical Access, Inc	0	0	0	1	4	25.0%
Frank S Smith Masonry	0	0	2	21	89	23.6%
The JV Land Clearing	0	0	0	3	13	23.1%
Connor Concrete Cutting & Coring	0	0	1	2	9	22.2%
Moran Consulting Corporation	0	0	0	2	9	22.2%
All American Asphalt	0	0	1	4	19	21.1%
Murray Company	0	0	1	15	73	20.5%

# Intermodal Transportation Facility West

Data Received Through: September 30, 2020 - Data Source: Contractor's LCP Tracker Report


Prime Contractor: Swinerton

Subcontractor Name	Reported Community Sponsorships	 HIRE LAX Graduates	Total Impact Workers	Total Impact and Local Workers	Total Workers	Local Hire % (Headcount)
Reliable Construction Services, LLC	0	0	0	1	5	20.0%
Thermalair, Inc.	0	0	0	2	10	20.0%
Traffic Management, Inc.	0	0	0	4	21	19.0%
Gonsalves & Santucci Inc dba Conco Pumping	0	0	1	4	26	15.4%
Marne Construction, Inc.	0	0	0	10	78	12.8%
Pavement Recycling Systems, Inc	0	0	0	1	8	12.5%
Cowelco	0	0	2	2	17	11.8%
Maxim Crane Works	0	0	0	2	18	11.1%
C Below Inc	0	0	1	1	29	3.4%
Cardno, Inc.	0	0	0	0	1	0.0%
Century Sweeping	0	0	0	0	1	0.0%
D&D Laser Screed	0	0	0	0	1	0.0%
LA Excavating Inc dba Alward Equipment Rental	0	0	0	0	1	0.0%
Martin Bros./Marcowall, Inc.	0	0	0	0	1	0.0%
Miller Equipment Co	0	0	0	0	1	0.0%
Moran Manhole Builders Inc.	0	0	0	0	1	0.0%
Nor Cal Pipeline	0	0	0	0	1	0.0%
P & E Insulation Inc	0	0	0	0	1	0.0%
2R Drilling, Inc.	0	0	0	0	2	0.0%
Accurate Line Locating, Inc.	0	0	0	0	2	0.0%
Advanced Trucking Services, Inc.	0	0	0	0	2	0.0%
Koppl Pipeline Services	0	0	0	0	2	0.0%
Lonestar West Services LLC	0	0	0	0	2	0.0%
Savala Equipment CO	0	0	0	0	2	0.0%
Harpers Backhoe Service Inc	0	0	0	0	3	0.0%
JLM Installation, Inc	0	0	0	0	3	0.0%
Matt Chlor Inc	0	0	0	0	3	0.0%
N.M.N. Construction, Inc.	0	0	0	0	3	0.0%

## Intermodal Transportation Facility West

Data Received Through: September 30, 2020 - Data Source: Contractor's LCP Tracker Report

Prime Contractor: Swinerton

Subcontractor Name	Reported Community Sponsorships	 HIRE LAX Graduates	Total Impact Workers	Total Impact and Local Workers	Total Workers	Local Hire % (Headcount)
Torrent Resources	0	0	0	0	10	0.0%
PCI	0	0	0	0	23	0.0%
	7	7	104	587	1998	29.4%

**LAX PLA Article III, Section 6 Contractor Hiring Obligations** - . . . to maximize the employment of qualified local persons residing within the area of the Project, with the goal that at least 30% of each contractor's employees hired under this Agreement shall be either residents of the cities immediately adjacent to LAX or of the City of Los Angeles ("local residents"). Contractors shall develop a hiring plan and maintain records of their compliance efforts.