


United Airlines East Hangar Redevelopment

Data Received Through: August 31, 2021 - Data Source: Contractor's LCP Tracker Report


Prime Contractor: AECOM Hunt

Subcontractor Name	Reported Community Sponsorships	 HIRE LAX Graduates	Total Impact Workers	Total Impact and Local Workers	Total Workers	Local Hire % (Headcount)
Fast Foward Concrete Cutting, Inc.	0	0	0	1	1	100.0%
Los Angeles Deluxe Sweeping	0	0	1	1	1	100.0%
Raymond Trucking	0	0	0	1	1	100.0%
Centerline Concrete Cutting Co Inc	NEW	0	0	1	1	100.0%
CA Signs	0	0	0	2	2	100.0%
Fryman Management	0	0	2	6	7	85.7%
TEC Management Consultants	0	0	10	17	23	73.9%
24 Hour Sweeping Inc	0	0	1	7	10	70.0%
Farwest Insulation Contracting	0	0	2	2	3	66.7%
Koppl Pipeline Services, Inc.	0	0	0	2	3	66.7%
El Prado Cleaning Service, Inc.	0	0	0	23	37	62.2%
Machado Environmental/Air Duct Cleaning	0	0	0	3	5	60.0%
Better Way Plumbing & Repairs, Inc dba Better Way Mechanical Plumbing	0	0	0	6	10	60.0%
Alliance Construction Services, Inc.	0	0	0	7	12	58.3%
Birdi & Associates, Inc.	0	0	1	4	7	57.1%
Mega Fixtures Installers, Inc.	0	0	0	8	14	57.1%
C&K United Sheet Metal & Mechanical Inc	0	0	0	1	2	50.0%
Concrete Coring	0	0	0	1	2	50.0%
Direct AV	0	0	0	3	6	50.0%
T&M Construction	0	0	3	42	88	47.7%
Morrow Meadows Corporation	0	0	5	25	53	47.2%
Letner Roofing	0	0	1	5	11	45.5%
West Coast Firestopping	0	0	2	4	9	44.4%
Comet Electric Inc.	0	0	0	7	16	43.8%
Air-Tec aka Clay Dunn Enterprises, Inc.	0	0	2	9	21	42.9%
Building Electronic Controls	0	0	3	8	19	42.1%
Alameda Construction Services, Inc -Hunt Construction, Inc	0	0	1	16	38	42.1%

United Airlines East Hangar Redevelopment

Data Received Through: August 31, 2021 - Data Source: Contractor's LCP Tracker Report


Prime Contractor: AECOM Hunt

Subcontractor Name	Reported Community Sponsorships	 HIRE LAX Graduates	Total Impact Workers	Total Impact and Local Workers	Total Workers	Local Hire % (Headcount)
Décor Interior Design Inc.	0	0	0	2	5	40.0%
Industry Drywall & Framing, Inc	0	0	1	4	10	40.0%
Triumph Painting	0	0	2	14	37	37.8%
Veterans Engineering Services, Inc.	0	0	0	3	8	37.5%
Zefiro Corporation	0	0	0	3	8	37.5%
Southwest Steel of California	0	0	1	4	11	36.4%
Crown Fence Co.	0	0	0	15	42	35.7%
Morrow Meadows Corporation	0	0	7	24	69	34.8%
Steve Bubalo Construction Co.	0	0	5	9	26	34.6%
Morrow Meadows Corporation	0	0	11	45	134	33.6%
Associated Ready Mixed Concrete	0	0	1	1	3	33.3%
Gec2, Inc	0	0	1	1	3	33.3%
AMI dba West Coast Dock and Door Co.	0	0	0	2	6	33.3%
BrandSafway Services, LLC.	0	0	0	3	9	33.3%
ISEC, Inc.	0	0	0	6	18	33.3%
LA Steel Services, Inc	0	0	1	6	18	33.3%
Siege Electric, Inc	0	0	2	7	21	33.3%
GGG Demolition, Inc. aka Miller Environmental	0	0	2	17	51	33.3%
Bapko Metal	0	0	3	17	52	32.7%
R & R Masonry	0	0	2	15	46	32.6%
B&D Equipment Rental, Inc	0	0	1	22	68	32.4%
Rebar Engineering	0	0	3	20	63	31.7%
Condon-Johnson & Associates Inc.	0	0	3	18	57	31.6%
Environmental Construction Group, Inc.	0	0	4	9	30	30.0%
Southern California Grading, Inc	0	0	2	17	59	28.8%
Badger Daylighting Corp	0	0	0	2	7	28.6%
Building Specialty Systems	0	0	0	2	7	28.6%
Coast Building Products	0	0	0	2	7	28.6%

United Airlines East Hangar Redevelopment

Data Received Through: August 31, 2021 - Data Source: Contractor's LCP Tracker Report


Prime Contractor: AECOM Hunt

Subcontractor Name	Reported Community Sponsorships	 HIRE LAX Graduates	Total Impact Workers	Total Impact and Local Workers	Total Workers	Local Hire % (Headcount)
Industrial High Voltage	0	0	0	2	7	28.6%
Concrete Coring	0	0	1	8	28	28.6%
Aragon Construction	0	0	8	12	42	28.6%
Power One	0	0	1	9	32	28.1%
Chief Engineering Co.	0	0	2	7	25	28.0%
SME Industries	0	0	4	12	44	27.3%
Cosco Fire Protection	0	0	0	11	41	26.8%
C.A. Buchen Corp	0	0	0	4	15	26.7%
VFC	0	0	1	4	15	26.7%
Morley Construction Company, Inc.	1	1	15	57	217	26.3%
Premier Tile & Marble	0	0	2	6	23	26.1%
CSI Electrical Contractors, Inc.	0	0	2	7	27	25.9%
United Pumping Service	0	0	1	1	4	25.0%
Lawrence W. Rosine Co.	0	0	0	2	8	25.0%
Penhall Company	0	0	1	2	8	25.0%
The Culver Group, Inc.	0	0	3	3	12	25.0%
Griffith Company	0	0	15	56	230	24.3%
ACCO Engineered Systems	0	0	0	7	29	24.1%
Crown Corr Inc.	0	0	1	11	47	23.4%
Murray Company	0	0	2	19	82	23.2%
Martin Bros./Marcowall Inc.	0	0	8	30	132	22.7%
Doors Hangers Inc.	0	0	1	2	9	22.2%
Goss Construction Co., Inc.	0	0	0	2	9	22.2%
Signature Flooring	0	0	0	5	23	21.7%
ACCO Engineered Systems (Hangar & GSE)	0	0	8	35	168	20.8%
Hixson Backhoe	0	0	0	1	5	20.0%
Proulx Company, Inc	0	0	0	1	5	20.0%
Riselo Engineering Solutions, Inc	0	0	1	1	5	20.0%

United Airlines East Hangar Redevelopment

Data Received Through: August 31, 2021 - Data Source: Contractor's LCP Tracker Report


Prime Contractor: AECOM Hunt

Subcontractor Name	Reported Community Sponsorships	 HIRE LAX Graduates	Total Impact Workers	Total Impact and Local Workers	Total Workers	Local Hire % (Headcount)
Conco Pumping DBA Gonzalves & Santucci	0	0	1	2	10	20.0%
Hectors Marroquin dba Hectors Roofing	0	0	0	2	10	20.0%
Karcher Interior Systems, Inc	0	0	1	4	20	20.0%
PG Cutting Services	0	0	1	4	20	20.0%
Power One LLC	0	0	3	8	40	20.0%
Sunstate Installations	0	0	1	9	46	19.6%
MSL Electric	0	0	1	3	16	18.8%
3531 Trucking Inc.	0	0	0	2	11	18.2%
ABC Resources, Inc.	0	0	0	2	11	18.2%
JLS Concrete Pumping	0	0	0	1	6	16.7%
Mr. Crane	0	0	0	1	6	16.7%
R.J. Lalonde, Inc.	0	0	1	1	6	16.7%
Star Hardware	0	0	0	1	6	16.7%
The Herrick Corporation	0	0	5	17	109	15.6%
Diversified Production Services, Inc.	0	0	1	7	45	15.6%
Anning-Johnson Company	0	0	2	21	135	15.6%
J & M Concrete Contractors, Inc aka Jezowski & Markel Contractors, Inc	0	0	0	4	28	14.3%
Marne Construction, Inc	0	0	0	2	15	13.3%
Matrix Environmental, Inc.	0	0	0	2	15	13.3%
Baker Electric	0	0	0	1	8	12.5%
Cablemasters	0	0	0	1	8	12.5%
California PumpCrete Inc aka California Pump Crete Inc.	0	0	0	1	8	12.5%
J Colavin & Son, Inc.	0	0	0	1	8	12.5%
Rouch Rebar	0	0	0	2	19	10.5%
Savala Equipment Company	0	0	0	2	19	10.5%
Integrity Rebar Places	0	0	0	2	20	10.0%
Service West, Inc.	0	0	0	5	54	9.3%
Miller Equipment Co., Inc.	0	0	0	3	33	9.1%

United Airlines East Hangar Redevelopment

Data Received Through: August 31, 2021 - Data Source: Contractor's LCP Tracker Report


Prime Contractor: AECOM Hunt

Subcontractor Name	Reported Community Sponsorships	 HIRE LAX Graduates	Total Impact Workers	Total Impact and Local Workers	Total Workers	Local Hire % (Headcount)
Nold's Equipment	0	0	1	1	13	7.7%
Pavement Recycling Systems, Inc	0	0	0	1	14	7.1%
Southwest Specialty Contractors	0	0	0	1	18	5.6%
Kone, Inc	0	0	0	1	24	4.2%
C Below Inc	0	0	1	1	25	4.0%
Air Balance Co., Inc.	0	0	0	0	1	0.0%
Antigo Construction Inc	0	0	0	0	1	0.0%
Bill Petty's Backhoe Services Inc	0	0	0	0	1	0.0%
Cascade Drilling	0	0	0	0	1	0.0%
ECCO Equipment	0	0	0	0	1	0.0%
GBH Enterprises, Inc.	0	0	0	0	1	0.0%
Griffith Company	0	0	0	0	1	0.0%
Lonestar West Services, LLC	0	0	0	0	1	0.0%
Magna Transportation	0	0	0	0	1	0.0%
So-Cal Insulation	0	0	0	0	1	0.0%
Suttles Plumbing	0	0	0	0	1	0.0%
A-Gas US aka Rapid Recovery	0	0	0	0	2	0.0%
Alameda Construction Services, Inc/Condon-Johnson, Inc	0	0	0	0	2	0.0%
Dinamic Modular Construction	0	0	0	0	2	0.0%
G&G Door Products	0	0	0	0	2	0.0%
Ground Penetrating Radar Systems, LLC	0	0	0	0	2	0.0%
Newman Equipment	0	0	0	0	2	0.0%
NMN Construction	0	0	0	0	2	0.0%
Nor-Cal Pipeline Services	0	0	0	0	2	0.0%
Oldcastle Infrastructure, Inc/Oldcastle Precast	0	0	0	0	2	0.0%
Quick Deck Inc	0	0	0	0	2	0.0%
The Crane Guys LLC	0	0	0	0	2	0.0%
Traffic Management, Inc.	0	0	0	0	2	0.0%

United Airlines East Hangar Redevelopment

Data Received Through: August 31, 2021 - Data Source: Contractor's LCP Tracker Report

Prime Contractor: AECOM Hunt

Subcontractor Name		Reported Community Sponsorships	 HIRE LAX Graduates	Total Impact Workers	Total Impact and Local Workers	Total Workers	Local Hire % (Headcount)
Inland Empire Architectural Specialties, Inc.	NEW	0	0	0	0	2	0.0%
Addison Equipment Rental		0	0	0	0	3	0.0%
BHC Crane LLC aka Bob Hill Hydraulic Crane Rental		0	0	0	0	3	0.0%
Cell-crete Corporation		0	0	0	0	3	0.0%
Cutting Edge Concrete Cutting		0	0	0	0	3	0.0%
Dunkel Bros Macninery Moving Inc		0	0	0	0	3	0.0%
Orange County Plastering Company, Inc.		0	0	0	0	3	0.0%
Wiz Air Inc. DBA Equal Air Balance Company		0	0	0	0	3	0.0%
Assa Abloy Entrance Systems US Inc		0	0	0	0	4	0.0%
Barney's Hole Digging Service Inc.		0	0	0	0	4	0.0%
McKeon Door West		0	0	0	0	4	0.0%
Secsol DBA Security Solution		0	0	0	0	4	0.0%
Hill Crane Service, Inc.		0	0	0	0	5	0.0%
Matt-Chlor, Inc.		0	0	0	0	5	0.0%
Security Paving		0	0	0	0	5	0.0%
Performance Contracting, Inc		0	0	0	0	6	0.0%
Site Scan aka RMA Group		0	0	0	0	6	0.0%
Southcoast Acoustical interiors, Inc		0	0	0	0	6	0.0%
West Coast Fire Protection, Inc		0	0	0	0	6	0.0%
Newman Backhoe Service, Inc.		0	0	0	0	7	0.0%
Nolan Excavation Inc		0	0	0	0	8	0.0%
Torrent Resources		0	0	0	0	8	0.0%
Cal Empire Engineering Inc		0	0	0	0	9	0.0%
Connor Concrete Cutting and Coring		0	0	0	0	12	0.0%
RED HAWK FENCE AND ENVIRONMENTAL SERVICES dba Red Hawk F		0	0	0	0	13	0.0%
Guida Surveying, Inc.		0	0	0	0	18	0.0%
WGJ Enterprises, Inc dba PCI		0	0	0	0	23	0.0%

United Airlines East Hangar Redevelopment

Data Received Through: August 31, 2021 - Data Source: Contractor's LCP Tracker Report

Prime Contractor: AECOM Hunt

Subcontractor Name	Reported Community Sponsorships	 HIRE LAX Graduates	Total Impact Workers	Total Impact and Local Workers	Total Workers	Local Hire % (Headcount)
	1	1	182	935	3606	25.9%

LAX PLA Article III, Section 6 Contractor Hiring Obligations - . . . to maximize the employment of qualified local persons residing within the area of the Project, with the goal that at least 30% of each contractor's employees hired under this Agreement shall be either residents of the cities immediately adjacent to LAX or of the City of Los Angeles ("local residents"). Contractors shall develop a hiring plan and maintain records of their compliance efforts.