


Intermodal Transportation Facility West

Data Received Through: February 31, 2021 - Data Source: Contractor's LCP Tracker Report


Prime Contractor: Swinerton

Subcontractor Name		Reported Community Sponsorships	 HIRE LAX Graduates	Total Impact Workers	Total Impact and Local Workers	Total Workers	Local Hire % (Headcount)
CA Signs		0	0	0	4	4	100.0%
CR Insulation	NEW	0	0	0	2	2	100.0%
Doortek Systems, Inc.	NEW	0	0	0	1	1	100.0%
Hammer Down Transportation		0	0	4	10	13	76.9%
TEC Management Consultants Inc		0	0	6	10	13	76.9%
Bonas Company		0	0	0	2	3	66.7%
Dinamic Modular Construction		0	0	0	2	3	66.7%
Pan-Pacific Mechanical		0	0	0	2	3	66.7%
Wagner Engineering & Survey Inc		0	0	0	5	8	62.5%
Direct AV		0	0	0	8	13	61.5%
Fryman Management Inc.		0	0	1	3	5	60.0%
West Coast Fire Stopping Inc		0	0	1	3	5	60.0%
24 Hour Sweeping, Inc		0	0	1	4	7	57.1%
Streamline Integration		0	0	1	4	7	57.1%
Sterndahl Enterprises		0	0	1	5	9	55.6%
City Commercial Plumbing		0	0	1	13	26	50.0%
Birdi Inc dba Birdi & Associates, Inc.		0	0	2	5	10	50.0%
Hubcity Trucking LLC		0	0	0	5	10	50.0%
Stonerock Tile, Inc		0	0	0	5	10	50.0%
Danny Letner Inc dba Letner Roofing Company		0	0	1	2	4	50.0%
Geotechnical Professionals Inc.		0	0	2	2	4	50.0%
Travertine Inc.	NEW	0	0	0	2	4	50.0%
Barbold Services LLC		0	0	0	1	2	50.0%
Karcher Insulation	NEW	0	0	1	1	2	50.0%
Kehoe Testing & Engineering, Inc.		0	0	0	1	2	50.0%
Precision Air Balance		0	0	0	1	2	50.0%

Intermodal Transportation Facility West

Data Received Through: February 31, 2021 - Data Source: Contractor's LCP Tracker Report


Prime Contractor: Swinerton

Subcontractor Name	Reported Community Sponsorships	 HIRE LAX Graduates	Total Impact Workers	Total Impact and Local Workers	Total Workers	Local Hire % (Headcount)
Borbon, Inc	0	0	1	23	49	46.9%
Southern California Grading Inc	0	0	4	19	42	45.2%
Polaris Electric Co, Inc.	0	0	3	4	9	44.4%
Pierre Landscape, Inc	0	0	1	10	23	43.5%
Environmental Construction Group, Inc.	0	0	6	37	86	43.0%
Patriot Environmental Services	0	0	1	6	14	42.9%
Jones Sign Co, Inc.	0	0	1	5	12	41.7%
Building Electronic Controls, Inc.	0	0	3	8	20	40.0%
Citadel EHS	0	0	0	2	5	40.0%
Woods Commercial Door, Inc.	0	0	1	2	5	40.0%
R.J. & J Construction Inc	0	0	5	13	33	39.4%
Crown Fence	0	0	0	13	34	38.2%
JMH Engineering and Construction	0	0	3	11	29	37.9%
Elite Glazing Group, Inc.	0	0	1	4	11	36.4%
T&M Construction	0	0	1	5	14	35.7%
Best Contracting Services, Inc.	0	0	1	8	23	34.8%
Taft Electric Company	0	0	5	23	68	33.8%
Excel Paving Company	0	0	0	9	27	33.3%
Interior Resources Inc dba Coomercial Interior Resources	0	0	0	5	15	33.3%
Psomas	0	0	0	4	12	33.3%
ABC Resources, Inc.	0	0	0	1	3	33.3%
Hixson Backhoe Services, Inc.	0	0	0	1	3	33.3%
Subsurface Imaging	0	0	0	1	3	33.3%
Bali Construction	0	0	4	32	97	33.0%
Morrow Meadows Corporation	0	0	11	63	195	32.3%
Frank S Smith Masonry	0	0	4	31	100	31.0%
CMZ Excavation Inc	0	0	1	4	13	30.8%
RMA Group	0	0	1	3	10	30.0%

Intermodal Transportation Facility West

Data Received Through: February 31, 2021 - Data Source: Contractor's LCP Tracker Report


Prime Contractor: Swinerton

Subcontractor Name	Reported Community Sponsorships	 HIRE LAX Graduates	Total Impact Workers	Total Impact and Local Workers	Total Workers	Local Hire % (Headcount)
Pacific Steel Group	0	0	12	93	322	28.9%
Shambaugh & Son, LP	0	0	0	4	14	28.6%
EER, Inc.	0	0	0	2	7	28.6%
Sign Industries, Inc.	0	0	0	2	7	28.6%
GECTWO, Inc	0	0	1	5	18	27.8%
Mike Zarp, Inc.	0	0	3	10	37	27.0%
Penhall Company	0	0	1	4	15	26.7%
Swinerton Builders	7	7	24	109	413	26.4%
Quality Construction services, LLC	0	0	1	5	19	26.3%
Custom Modular Services Corporation	0	0	0	1	4	25.0%
The JV Land Clearing	0	0	0	3	13	23.1%
Connor Concrete Cutting & Coring	0	0	1	2	9	22.2%
Moran Consulting Corporation	0	0	0	2	9	22.2%
All American Asphalt	0	0	1	4	19	21.1%
Schindler Elevator Corporation	0	0	0	4	19	21.1%
Murray Company	0	0	1	15	73	20.5%
Ondatje Contracting Inc.	0	0	1	1	5	20.0%
Traffic Management, Inc.	0	0	0	4	21	19.0%
Vertical Access, Inc	0	0	1	2	12	16.7%
Cowelco	0	0	3	6	38	15.8%
Gonsalves & Santucci Inc dba Conco Pumping	0	0	1	4	28	14.3%
Thermalair, Inc.	0	0	0	2	14	14.3%
Marne Construction, Inc.	0	0	0	10	78	12.8%
Maxim Crane Works	0	0	0	2	18	11.1%
Pavement Recycling Systems, Inc	0	0	0	1	9	11.1%
Reliable Construction Services, LLC	0	0	0	1	9	11.1%
Western Allied Corporation	0	0	0	1	10	10.0%
Eberhard	0	0	0	1	12	8.3%

Intermodal Transportation Facility West

Data Received Through: February 31, 2021 - Data Source: Contractor's LCP Tracker Report


Prime Contractor: Swinerton

Subcontractor Name	Reported Community Sponsorships	 HIRE LAX Graduates	Total Impact Workers	Total Impact and Local Workers	Total Workers	Local Hire % (Headcount)
C Below Inc	0	0	1	1	29	3.4%
PCI	0	0	0	0	23	0.0%
Torrent Resources	0	0	0	0	11	0.0%
Bragg Crane Service	0	0	0	0	10	0.0%
Calcoast Steel, Inc	0	0	0	0	5	0.0%
Preferred Construction Specialist, Inc.	0	0	0	0	5	0.0%
Commercial Scaffolding of CA, Inc.	0	0	0	0	4	0.0%
Harpers Backhoe Service Inc	0	0	0	0	4	0.0%
JLM Installation, Inc	0	0	0	0	4	0.0%
Sherrin Glass & Metal, Inc.	0	0	0	0	4	0.0%
Matt Chlor Inc	0	0	0	0	3	0.0%
N.M.N. Construction, Inc.	0	0	0	0	3	0.0%
Terra Pave	0	0	0	0	3	0.0%
2R Drilling, Inc.	0	0	0	0	2	0.0%
Accurate Line Locating, Inc.	0	0	0	0	2	0.0%
Advanced Trucking Services, Inc.	0	0	0	0	2	0.0%
Cosco Fire Protection	NEW	0	0	0	2	0.0%
Karcher Firestopping, Inc	0	0	0	0	2	0.0%
Koppl Pipeline Services	0	0	0	0	2	0.0%
Lonestar West Services LLC	0	0	0	0	2	0.0%
Poot Trucking	NEW	0	0	0	2	0.0%
Savala Equipment CO	0	0	0	0	2	0.0%
Cardno, Inc.	0	0	0	0	1	0.0%
Century Sweeping	0	0	0	0	1	0.0%
D&D Laser Screed	0	0	0	0	1	0.0%
Haasco, Inc.	0	0	0	0	1	0.0%
Karcher Interior Systems, Inc.	0	0	0	0	1	0.0%

Intermodal Transportation Facility West

Data Received Through: February 31, 2021 - Data Source: Contractor's LCP Tracker Report

Prime Contractor: Swinerton

Subcontractor Name	Reported Community Sponsorships	 HIRE LAX Graduates	Total Impact Workers	Total Impact and Local Workers	Total Workers	Local Hire % (Headcount)
LA Excavating Inc dba Alward Equipment Rental	0	0	0	0	1	0.0%
Martin Bros./Marcowall, Inc.	0	0	0	0	1	0.0%
Miller Equipment Co	0	0	0	0	1	0.0%
Moran Manhole Builders Inc.	0	0	0	0	1	0.0%
Nor Cal Pipeline	0	0	0	0	1	0.0%
P & E Insulation Inc	0	0	0	0	1	0.0%
Washington Iron Works	0	0	0	0	1	0.0%
	7	7	132	751	2517	29.8%

LAX PLA Article III, Section 6 Contractor Hiring Obligations - . . . to maximize the employment of qualified local persons residing within the area of the Project, with the goal that at least 30% of each contractor's employees hired under this Agreement shall be either residents of the cities immediately adjacent to LAX or of the City of Los Angeles ("local residents"). Contractors shall develop a hiring plan and maintain records of their compliance efforts.