


Delta Sky Way Program II

Data Received Through: September 30, 2021 - Data Source: Contractor's LCP Tracker Report


Prime Contractor: Hensel Phelps

Subcontractor Name	Reported Community Sponsorships	 HIRE LAX Graduates	Total Impact Workers	Total Impact and Local Workers	Total Workers	Local Hire % (Headcount)
JLM Installations, Inc	0	0	N/A	1	1	100.0%
Won-Door Corporation	0	0	N/A	1	1	100.0%
Bielski Specialties Services, Inc.	0	0	N/A	2	2	100.0%
XL Fire Protection	0	0	N/A	2	2	100.0%
Streamline Integration	0	0	N/A	9	12	75.0%
El Prado Cleaning Service	0	0	N/A	34	46	73.9%
24 Hours Sweeping Inc	0	0	N/A	7	10	70.0%
Lejend Corporation	0	0	N/A	2	3	66.7%
Wagner Engineering & Survey Inc.	0	0	N/A	9	15	60.0%
BEI Construction, Inc.	0	0	N/A	15	27	55.6%
Monzon & Son Enterprises	0	0	N/A	46	83	55.4%
Crown Fence	0	0	N/A	11	20	55.0%
Bill Glore Inc	0	0	N/A	1	2	50.0%
Lawrence W Rosine Co.	0	0	N/A	1	2	50.0%
Sign Industries Incorporated	0	0	N/A	1	2	50.0%
CSI Electrical Contractors, Inc.	0	0	N/A	6	12	50.0%
Safe Scaffolding	0	0	N/A	7	15	46.7%
Cosco Fire Protection, Inc.	0	0	N/A	21	46	45.7%
Direct AV	0	0	N/A	10	22	45.5%
Premier Tile & Marble	0	0	N/A	11	25	44.0%
Birdi & Associates, Inc.	0	0	N/A	5	12	41.7%
Limbach Company LP	0	0	N/A	5	12	41.7%
EER, Inc.	0	0	N/A	2	5	40.0%
Pan-Pacific Mechanica, LLC	0	0	N/A	42	106	39.6%
San Mar Construction Co Inc	0	0	N/A	36	92	39.1%
Environmental Construction Group	0	0	N/A	51	133	38.3%
Condon Jonson & Associates, Inc	0	0	N/A	25	66	37.9%

Delta Sky Way Program II

Data Received Through: September 30, 2021 - Data Source: Contractor's LCP Tracker Report


Prime Contractor: Hensel Phelps

Subcontractor Name	Reported Community Sponsorships	 HIRE LAX Graduates	Total Impact Workers	Total Impact and Local Workers	Total Workers	Local Hire % (Headcount)
Malcolm Drilling Company	0	0	N/A	11	30	36.7%
Hensel Phelps Construction Co	2	2	N/A	57	156	36.5%
GGG Demolition, Inc.	0	0	N/A	24	66	36.4%
Masonry Concepts, Inc	0	0	N/A	9	25	36.0%
Building Electronic Controls	0	0	N/A	5	14	35.7%
DSM Construction, Inc.	0	0	N/A	5	14	35.7%
GecTwo Inc	0	0	N/A	35	98	35.7%
Matrix Environmental, Inc.	0	0	N/A	46	129	35.7%
Granite Construction Company	0	0	N/A	41	115	35.7%
Morrow Meadows Corporation	0	0	N/A	130	366	35.5%
Washington Iron Works	1	1	N/A	16	46	34.8%
Bonas Company	0	0	N/A	1	3	33.3%
NRW Trucking Inc	0	0	N/A	1	3	33.3%
PG Cutting Services	0	0	N/A	1	3	33.3%
So-Cal Insulation	0	0	N/A	2	6	33.3%
Bill Carr Surveys, Inc.	0	0	N/A	3	9	33.3%
West Coast Firestopping, Inc	0	0	N/A	7	21	33.3%
Xcel Mechanical System Inc.	0	0	N/A	7	21	33.3%
Shotcrete Structures, Inc	0	0	N/A	9	27	33.3%
ISEC, Inc.	0	0	N/A	18	55	32.7%
SME Steel	0	0	N/A	25	78	32.1%
Woodbridge Glass Incorporated	0	0	N/A	6	19	31.6%
Concrete Coring Company	0	0	N/A	10	32	31.3%
Infinity Drywall	0	0	N/A	15	49	30.6%
Commercial Scaffolding Of CA	0	0	N/A	7	23	30.4%
Morrow Meadows Corporation (2)	0	0	N/A	34	112	30.4%
Nevell Group Inc	0	0	N/A	50	166	30.1%
Gonsalves & Santucci Inc DBA Conco Pumping	0	0	N/A	6	20	30.0%

Delta Sky Way Program II

Data Received Through: September 30, 2021 - Data Source: Contractor's LCP Tracker Report


Prime Contractor: Hensel Phelps

Subcontractor Name	Reported Community Sponsorships	 HIRE LAX Graduates	Total Impact Workers	Total Impact and Local Workers	Total Workers	Local Hire % (Headcount)	
Shoring Engineers	0	0	N/A	12	41	29.3%	
Griffith Company	0	0	N/A	33	113	29.2%	
Johnson & Turner Painting Co., Inc	0	0	N/A	7	24	29.2%	
Southwest Steel of California, Inc.	0	0	N/A	32	110	29.1%	
Rosendin Electric	0	0	N/A	15	53	28.3%	
Gerdau Reinforcing Steel / CMC Rebar West	0	0	N/A	32	118	27.1%	
ARB, Inc.	0	0	N/A	20	74	27.0%	
Best Contracting Services Inc	0	0	N/A	28	104	26.9%	
Performance Contracting Inc.	0	0	N/A	48	182	26.4%	
Karcher Firestopping, Inc	0	0	N/A	1	4	25.0%	
McKeon Door West Inc	0	0	N/A	1	4	25.0%	
Zolnay Insulation Inc	0	0	N/A	1	4	25.0%	
Karcher Insulation Systems, Inc (Sub to Pan-Pacific Mechanical)	0	0	N/A	2	8	25.0%	
Site Solution Services, Inc.	0	0	N/A	2	8	25.0%	
Southern California Grading, Inc.	0	0	N/A	4	16	25.0%	
Standard Drywall, Inc	0	0	N/A	5	20	25.0%	
Quality Production Services	0	0	N/A	13	52	25.0%	
Murray Company	0	0	N/A	61	248	24.6%	
BrandSafway Services	0	0	N/A	23	95	24.2%	
ABT Transport & Equipment, Inc	NEW	0	0	N/A	8	35	22.9%
Power One, LLC	0	0	N/A	2	9	22.2%	
Genesis Floor Covering, Incf.	0	0	N/A	4	18	22.2%	
Brymax Construction Services	0	0	N/A	17	81	21.0%	
NorCal Pipeline Services, Inc.	0	0	N/A	3	15	20.0%	
Anning Johnson Company	0	0	N/A	9	45	20.0%	
Drill Tech Drilling	0	0	N/A	8	43	18.6%	
JLS Pumping	0	0	N/A	6	33	18.2%	
Badger Daylighting Corp	0	0	N/A	8	45	17.8%	

Delta Sky Way Program II

Data Received Through: September 30, 2021 - Data Source: Contractor's LCP Tracker Report


Prime Contractor: Hensel Phelps

Subcontractor Name		Reported Community Sponsorships	 HIRE LAX Graduates	Total Impact Workers	Total Impact and Local Workers	Total Workers	Local Hire % (Headcount)
CR Insulation		0	0	N/A	3	17	17.6%
Comet Electric		0	0	N/A	1	6	16.7%
R.J. Lalonde Inc		0	0	N/A	1	6	16.7%
United - Heider Inspection DBA Atlas		0	0	N/A	5	31	16.1%
Connor Concrete Cutting and Coring		0	0	N/A	4	26	15.4%
Vertical Access, Inc		0	0	N/A	5	33	15.2%
Centerline Concrete Cutting		0	0	N/A	1	7	14.3%
Rouch Rebar, Inc.		0	0	N/A	1	7	14.3%
Corradini Corp		0	0	N/A	6	42	14.3%
Goss Construction		0	0	N/A	1	8	12.5%
Mr. Crane Inc		0	0	N/A	10	84	11.9%
Cell-Crete Corporation	NEW	0	0	N/A	1	9	11.1%
Burros Backhoe Service		0	0	N/A	0	1	0.0%
David L Addison Inc DBA Addison Equipment Rental		0	0	N/A	0	1	0.0%
GQ Trucking Inc		0	0	N/A	0	1	0.0%
Harper's Backhoe Services, Inc. dba Harper Equipment Rental		0	0	N/A	0	1	0.0%
Merli Concrete Pumping		0	0	N/A	0	1	0.0%
Prospectra Contract Flooring		0	0	N/A	0	1	0.0%
TDC Trucking Inc		0	0	N/A	0	1	0.0%
TJD Trucking Inc		0	0	N/A	0	1	0.0%
Vaca Skip Loader Grading Services LLC		0	0	N/A	0	1	0.0%
Cali USA Acoustics Inc.		0	0	N/A	0	2	0.0%
Exsell Sales Associates		0	0	N/A	0	2	0.0%
Foster Flooring		0	0	N/A	0	2	0.0%
Ground Penetrating Radar System, LLC		0	0	N/A	0	2	0.0%
Hill Crane Service, Inc		0	0	N/A	0	2	0.0%
Inspection Resources Co		0	0	N/A	0	2	0.0%
Karcher Interior Systems, Inc		0	0	N/A	0	2	0.0%

Delta Sky Way Program II

Data Received Through: September 30, 2021 - Data Source: Contractor's LCP Tracker Report

Prime Contractor: Hensel Phelps

Subcontractor Name	Reported Community Sponsorships	 HIRE LAX Graduates	Total Impact Workers	Total Impact and Local Workers	Total Workers	Local Hire % (Headcount)
Mike Prlich and Sons, Inc	0	0	N/A	0	2	0.0%
Nold's Equipment, Inc.	0	0	N/A	0	2	0.0%
Penhall Compancy (Sub to Concrete Coring)	0	0	N/A	0	2	0.0%
Straight Up Surveying	0	0	N/A	0	2	0.0%
Architectural Design & Signs, Inc.	0	0	N/A	0	3	0.0%
Centerline Concrete Cutting (Cosco)	0	0	N/A	0	3	0.0%
Pavement Recycling Systems	0	0	N/A	0	3	0.0%
Premier Interior Dev., Inc.	0	0	N/A	0	3	0.0%
Matt-Chlor, Inc	0	0	N/A	0	4	0.0%
RMA Group	0	0	N/A	0	5	0.0%
Savala Equipment Company Inc dba Savala Equipment Rentals	0	0	N/A	0	5	0.0%
C.A. Buchen Corp	0	0	N/A	0	6	0.0%
Konstruktors Inc.	0	0	N/A	0	6	0.0%
Air Balance Co, Inc.	0	0	N/A	0	7	0.0%
Integrity Rebar Places	0	0	N/A	0	7	0.0%
PGC Construction Inc	0	0	N/A	0	7	0.0%
Climatec	0	0	N/A	0	8	0.0%
Lonestar West Services LLC	0	0	N/A	0	11	0.0%
Guzman Grading & Paving Corp	0	0	N/A	0	23	0.0%
	3	3		1388	4490	30.9%

LAX PLA Article III, Section 6 Contractor Hiring Obligations - . . . to maximize the employment of qualified local persons residing within the area of the Project, with the goal that at least 30% of each contractor's employees hired under this Agreement shall be either residents of the cities immediately adjacent to LAX or of the City of Los Angeles ("local residents"). Contractors shall develop a hiring plan and maintain records of their compliance efforts.